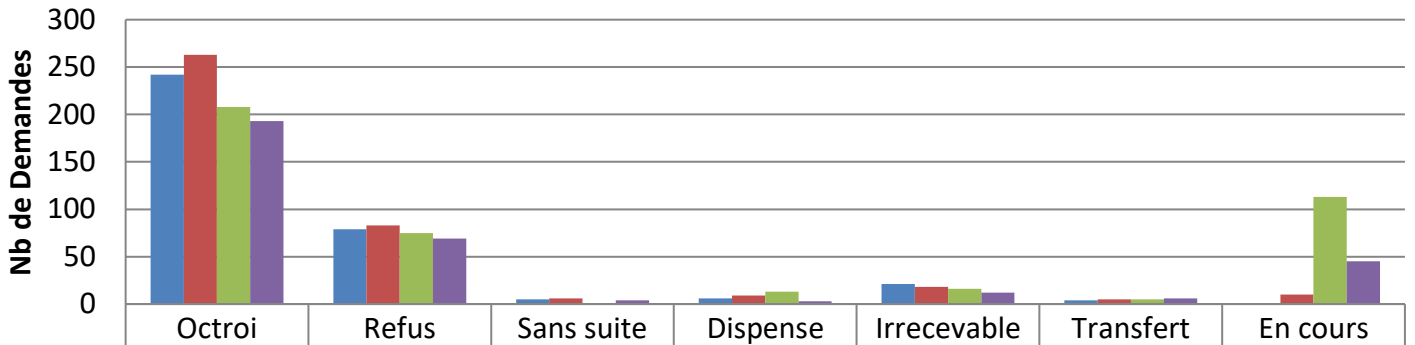
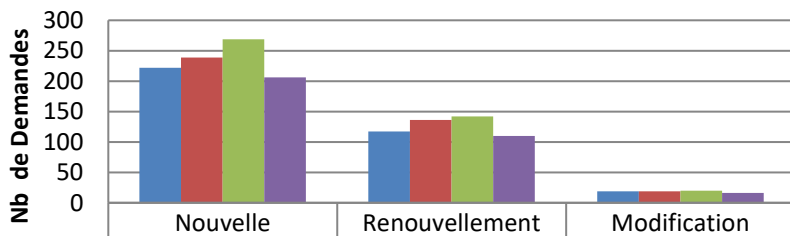


### Type de décisions



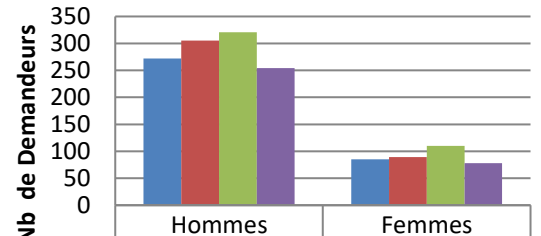
	Octroi	Refus	Sans suite	Dispense	Irrecevable	Transfert	En cours
2017	242	79	5	6	21	4	1
2018	263	83	6	9	18	5	10
2019	208	75	1	13	16	5	113
2020	193	69	4	3	12	6	45

### Type de demandes



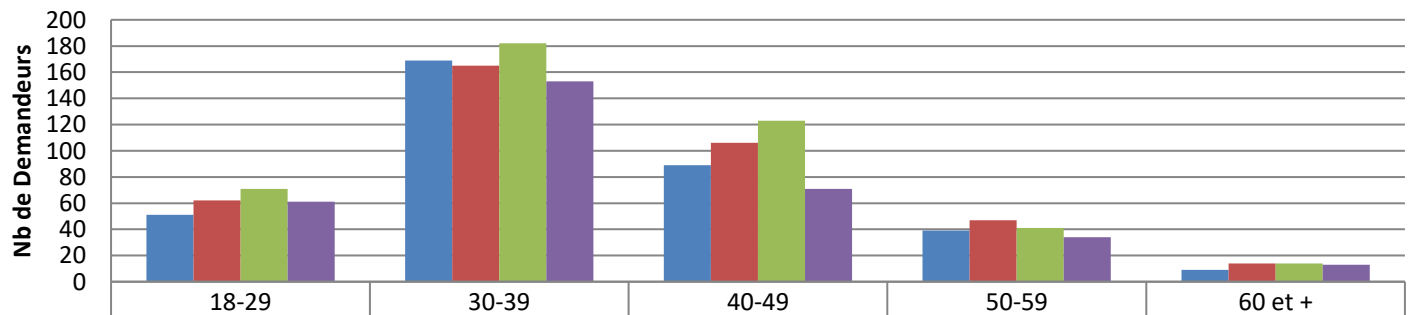
	Nouvelle	Renouvellement	Modification
2017	222	117	19
2018	239	136	19
2019	269	142	20
2020	206	110	16

### Répartition par sexe



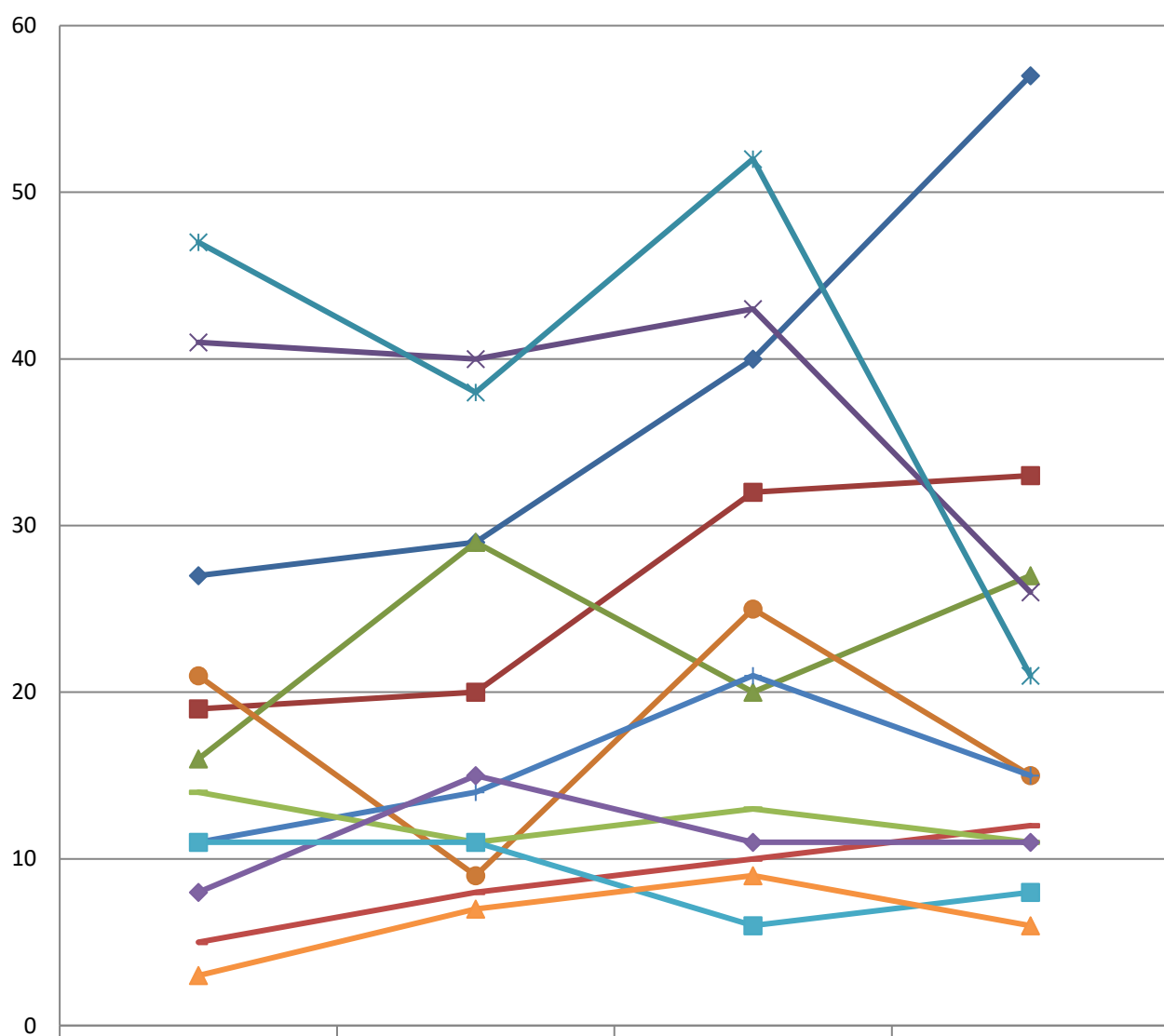
	Hommes	Femmes
2017	272	85
2018	305	89
2019	321	110
2020	254	78

### Répartition par tranches d'âge



	18-29	30-39	40-49	50-59	60 et +
2017	51	169	89	39	9
2018	62	165	106	47	14
2019	71	182	123	41	14
2020	61	153	71	34	13

## Top 12 des pays d'origine



	2017	2018	2019	2020
◆ Cameroun	27	29	40	57
■ Tunisie	19	20	32	33
▲ Algerie	16	29	20	27
✕ Maroc	41	40	43	26
* Chine	47	38	52	21
● Albanie	21	9	25	15
+ Turquie	11	14	21	15
— Kosovo	5	8	10	12
— Inde	14	11	13	11
◆ Liban	8	15	11	11
■ Congo	11	11	6	8
▲ Macédoine	3	7	9	6